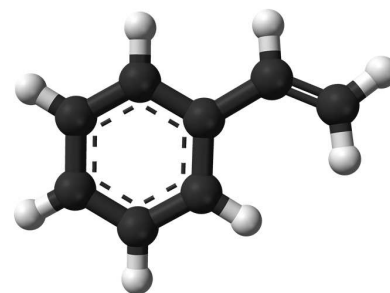
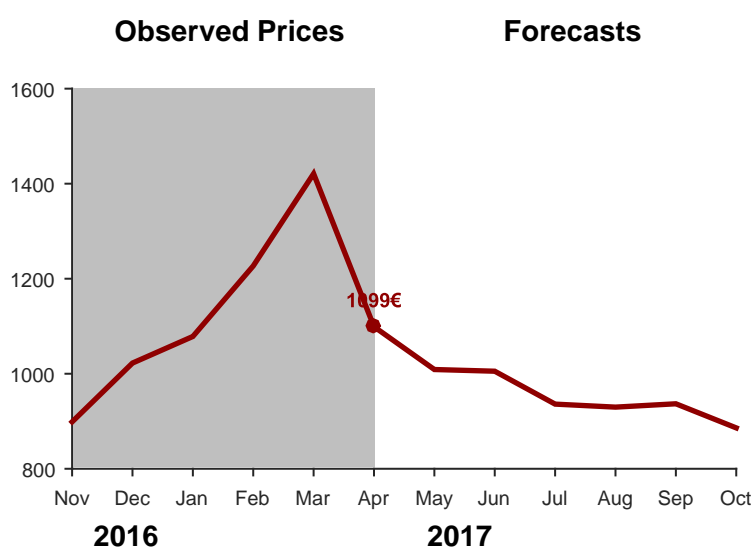


Forecasting the Price of Styrene

Commodity	Styrene (Spot FOB Rotterdam)
Forecast Period	May 2017 – October 2017
Currency	€
Unit	Metric Tonne
Observations	Monthly forecasts of the spot price in the first day of the month



Forecasts



Month/Year	Forecast	Prob. of Raise
May 2017	1009€	23 %
Jun. 2017	1005€	31 %
Jul. 2017	936€	17 %
Aug. 2017	930€	26 %
Sep. 2017	937€	33 %
Oct. 2017	886€	34 %

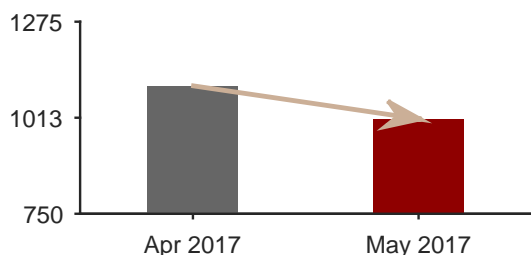
Suggested Action for Procurement

Purchase Limit Month	Suggested Action
May 2017	Buy in May
June 2017	Wait
July 2017	Wait
August 2017	Wait
September 2017	Wait
October 2017	Wait

Disclaimer: This document was made for commercial purposes. All the contents of this document should be of the reader's consideration, so that none of the suggested actions represent incentives to act. Watson & Noble does not take responsibility for actions based on this document.

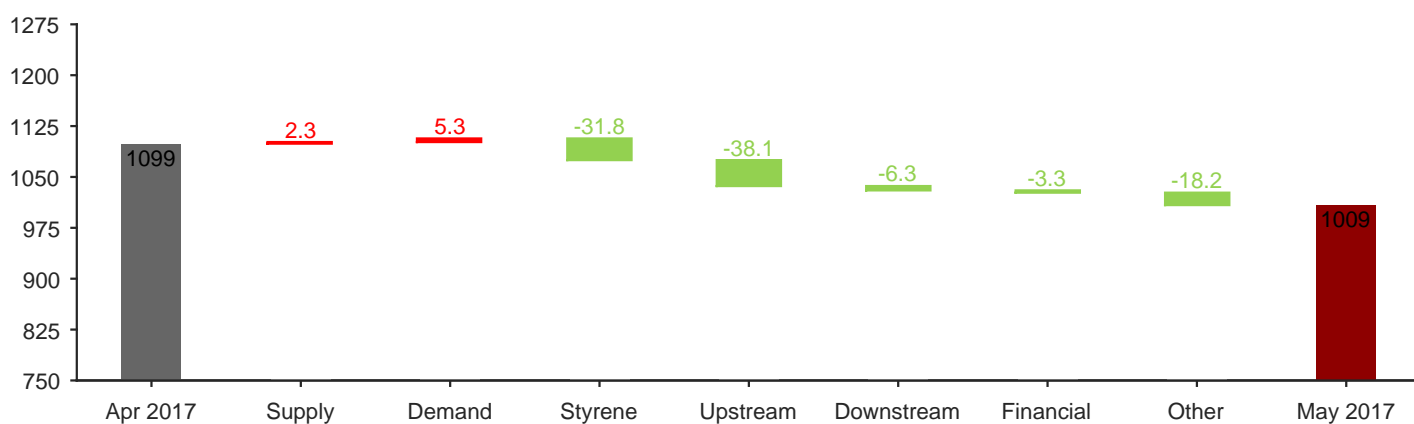
Forecasting the Price of Styrene

Impact Analysis: One Month Forecast



Our algorithm forecasts a lower price of Styrene in one month: it is expectable that the price decreases 8.20% from 1099€ to 1009€ until the beginning of May.

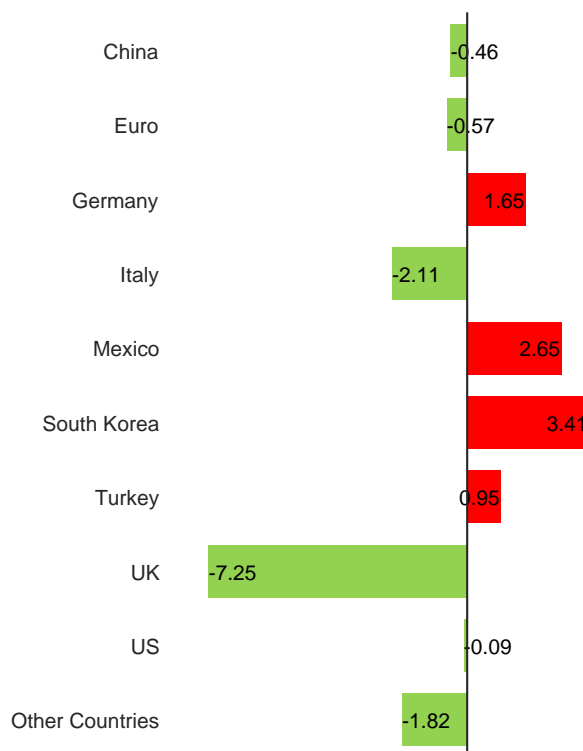
Indices of Factors



Interpretation

- Slight decrease of Supply: Positive pressure of the Supply index
- **Increase of Demand:** Positive pressure of the Demand index
- **Considerably negative pressure of the index of Styrene**
- **Considerably negative pressure of the index of variables representing the market upstream**
- Negative pressure of the index of variables representing the market downstream
- Slightly negative pressure of the financial index
- Negative pressure of other commodities and other factors
- Focus on Japan, UK, and South Korea

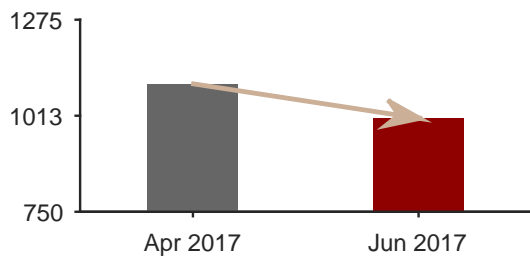
Impact per Country



Disclaimer: This document was made for commercial purposes. All the contents of this document should be of the reader's consideration, so that none of the suggested actions represent incentives to act. Watson & Noble does not take responsibility for actions based on this document.

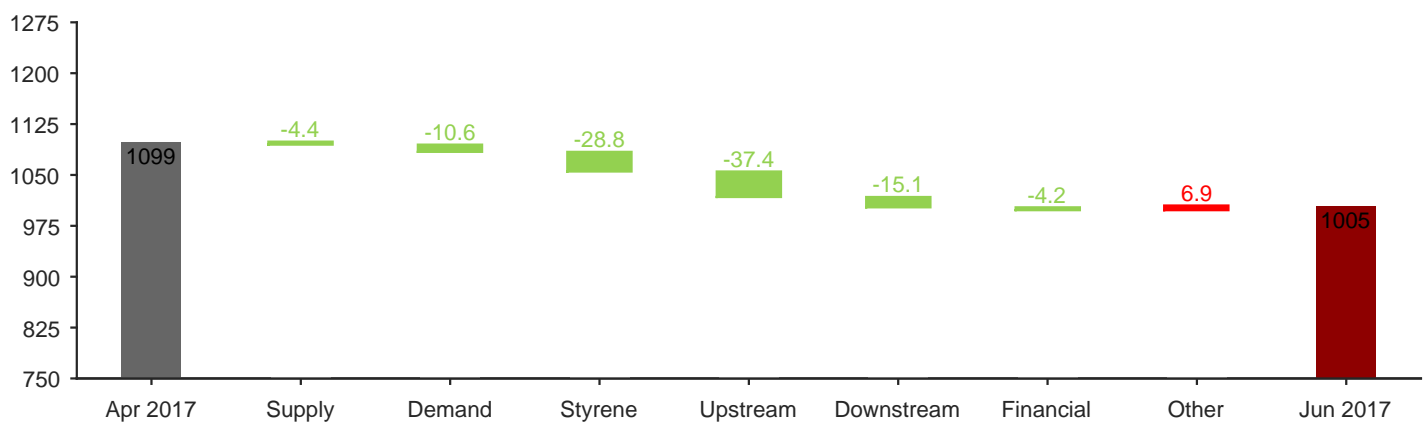
Forecasting the Price of Styrene

Impact Analysis: Two Months Forecast



Our algorithm forecasts a lower price of Styrene in two months: it is expectable that the price decreases 8.52% from 1099€ to 1005€ until the beginning of June.

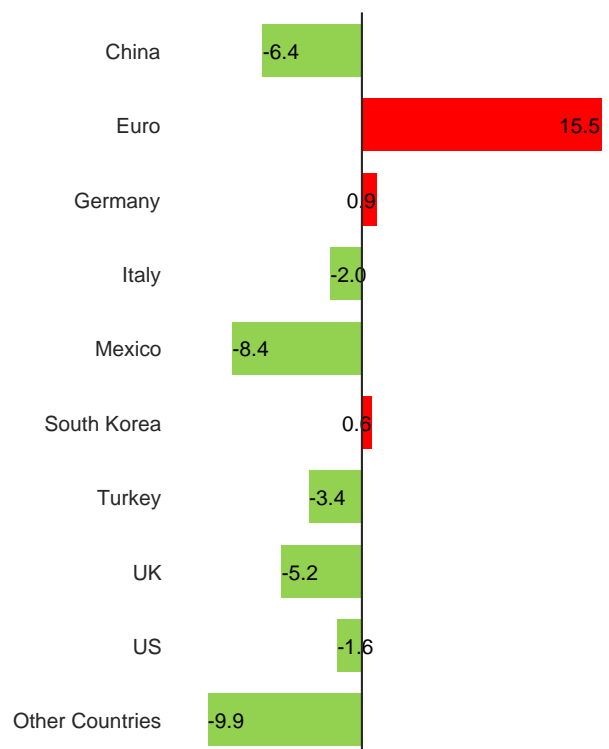
Indices of Factors



Interpretation

- **Increase of Supply:** Negative pressure of the Supply index
- **Decrease of Demand:** Negative pressure of the Demand index
- Negative pressure of the index of Styrene
- **Considerably negative pressure of the index of variables representing the market upstream**
- Negative pressure of the index of variables representing the market downstream
- Negative pressure of the financial index
- Positive pressure of other commodities and other factors
- Focus on Euro, Canada, and Japan

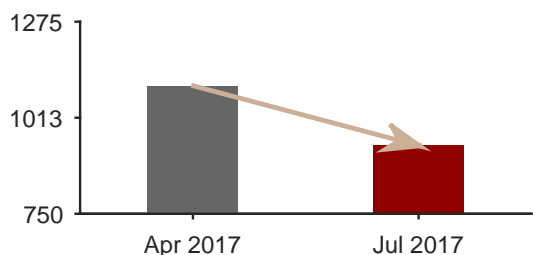
Impact per Country



Disclaimer: This document was made for commercial purposes. All the contents of this document should be of the reader's consideration, so that none of the suggested actions represent incentives to act. Watson & Noble does not take responsibility for actions based on this document.

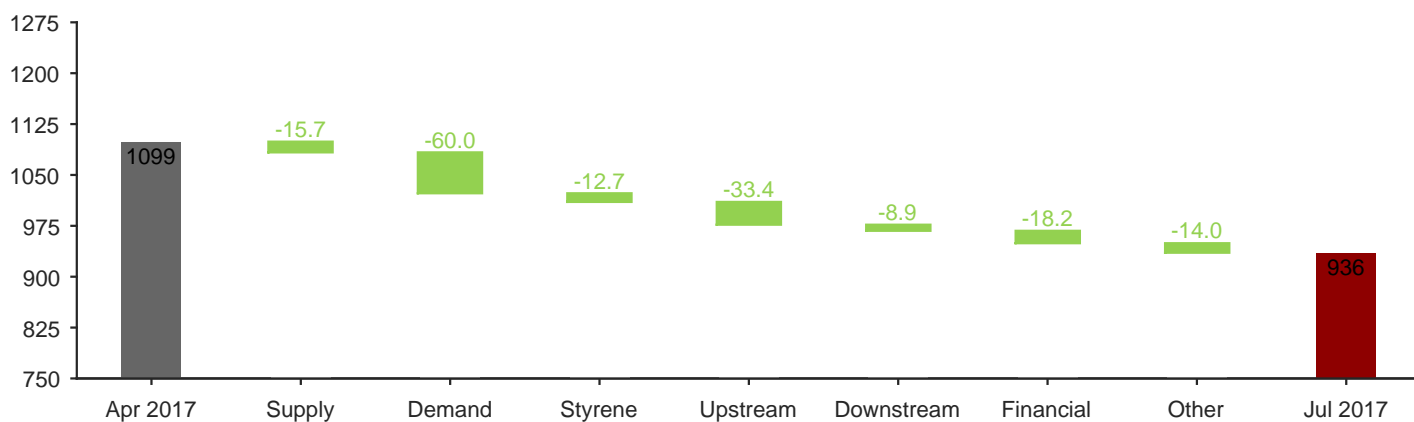
Forecasting the Price of Styrene

Impact Analysis: Three Months Forecast



Our algorithm forecasts a lower price of Styrene in three months: it is expectable that the price decreases 14.82% from 1099€ to 936€ until the beginning of July.

Indices of Factors



Interpretation

- **Increase of Supply:** Negative pressure of the Supply index
- **Considerable decrease of Demand:** Negative pressure of the Demand index
- Negative pressure of the index of Styrene
- Negative pressure of the index of variables representing the market upstream
- Negative pressure of the index of variables representing the market downstream
- Negative pressure of the financial index
- Negative pressure of other commodities and other factors
- Focus on Mexico, Canada, and UK

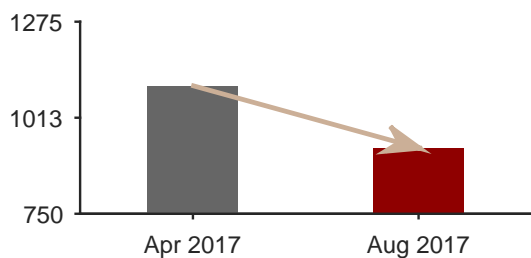
Impact per Country



Disclaimer: This document was made for commercial purposes. All the contents of this document should be of the reader's consideration, so that none of the suggested actions represent incentives to act. Watson & Noble does not take responsibility for actions based on this document.

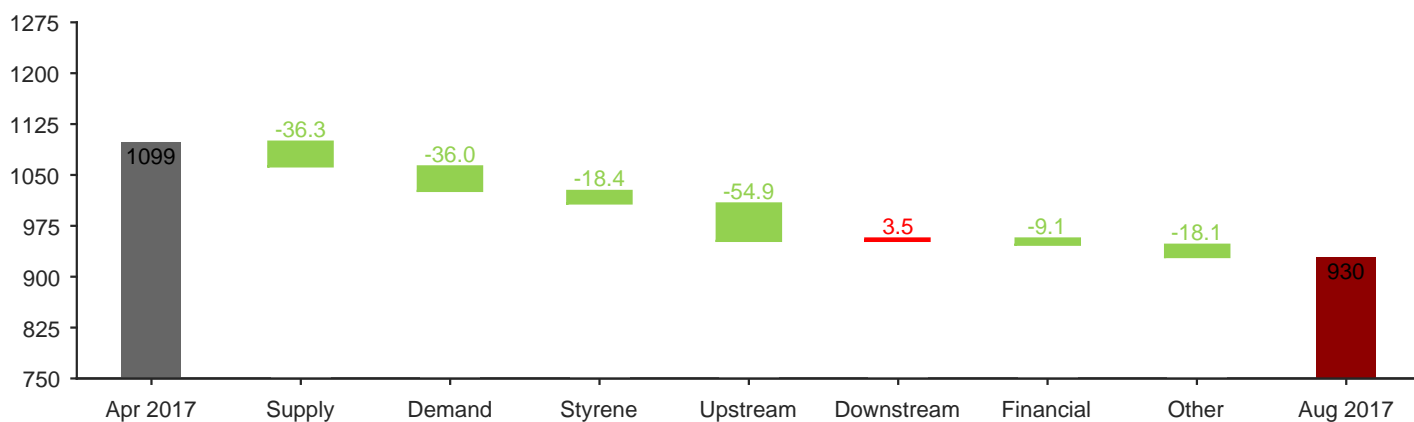
Forecasting the Price of Styrene

Impact Analysis: Four Months Forecast



Our algorithm forecasts a lower price of Styrene in four months: it is expectable that the price decreases 15.40% from 1099€ to 930€ until the beginning of August.

Indices of Factors



Interpretation

- **Increase of Supply:** Negative pressure of the Supply index
- **Decrease of Demand:** Negative pressure of the Demand index
- Negative pressure of the index of Styrene
- **Considerably negative pressure of the index of variables representing the market upstream**
- Slightly positive pressure of the index of variables representing the market downstream
- Negative pressure of the financial index
- Negative pressure of other commodities and other factors
- Focus on Singapore, Japan, and UK

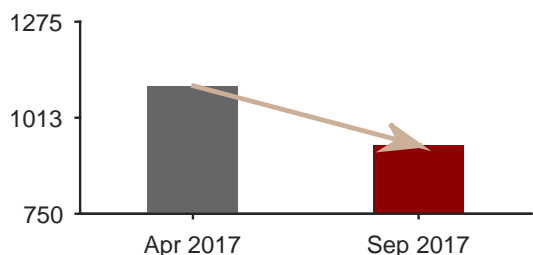
Impact per Country



Disclaimer: This document was made for commercial purposes. All the contents of this document should be of the reader's consideration, so that none of the suggested actions represent incentives to act. Watson & Noble does not take responsibility for actions based on this document.

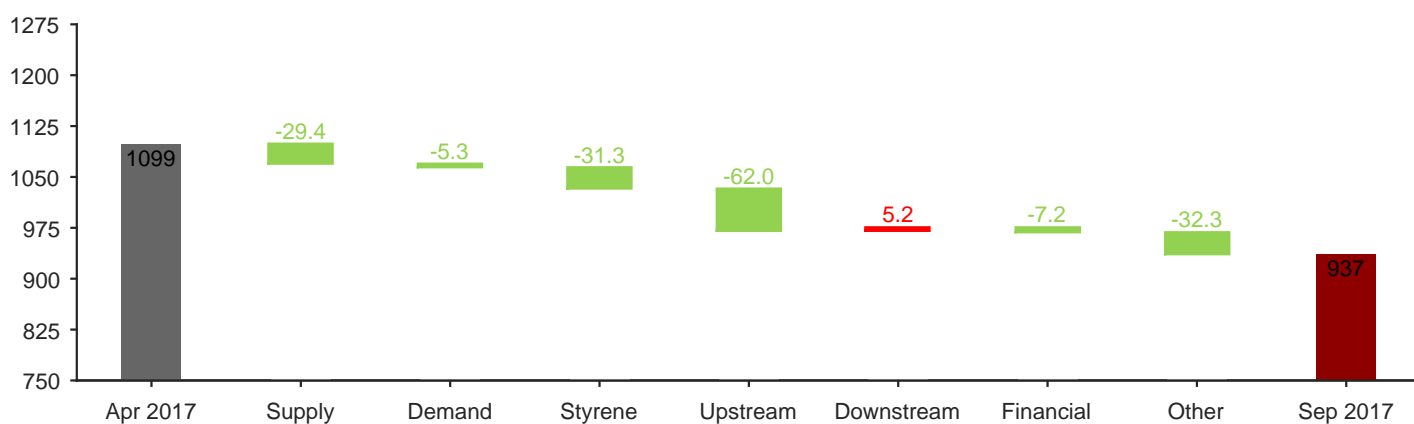
Forecasting the Price of Styrene

Impact Analysis: Five Months Forecast



Our algorithm forecasts a lower price of Styrene in five months: it is expectable that the price decreases 14.76% from 1099€ to 937€ until the beginning of September.

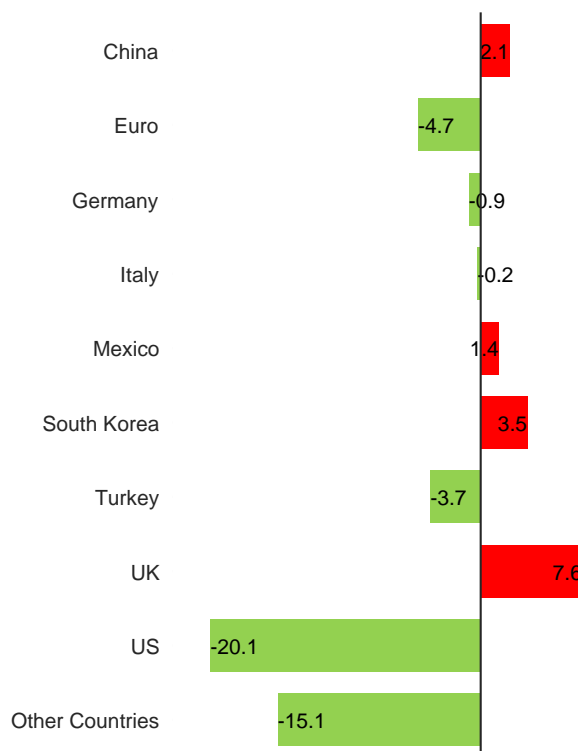
Indices of Factors



Interpretation

- **Increase of Supply:** Negative pressure of the Supply index
- Slight decrease of Demand: Negative pressure of the Demand index
- Negative pressure of the index of Styrene
- **Considerably negative pressure of the index of variables representing the market upstream**
- Slightly positive pressure of the index of variables representing the market downstream
- Negative pressure of the financial index
- Negative pressure of other commodities and other factors
- Focus on Singapore, US, and UK

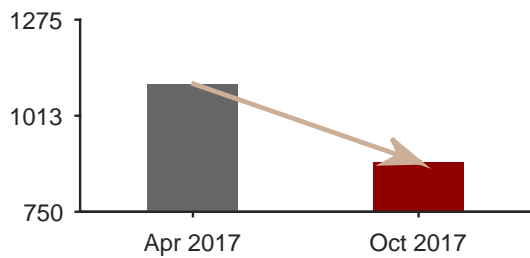
Impact per Country



Disclaimer: This document was made for commercial purposes. All the contents of this document should be of the reader's consideration, so that none of the suggested actions represent incentives to act. Watson & Noble does not take responsibility for actions based on this document.

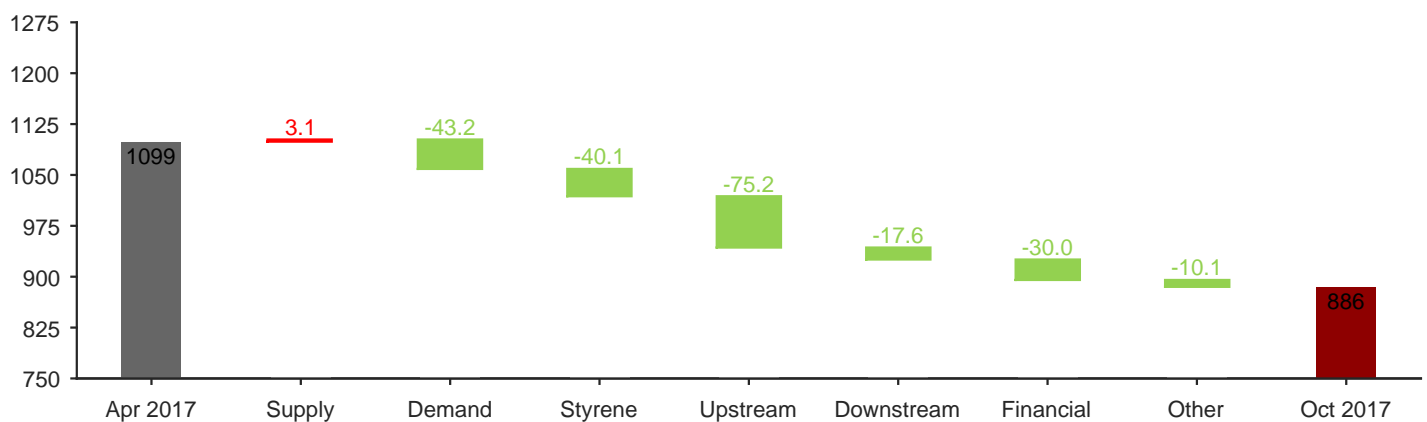
Forecasting the Price of Styrene

Impact Analysis: Six Months Forecast



Our algorithm forecasts a lower price of Styrene in six months: it is expectable that the price decreases 19.37% from 1099€ to 886€ until the beginning of October.

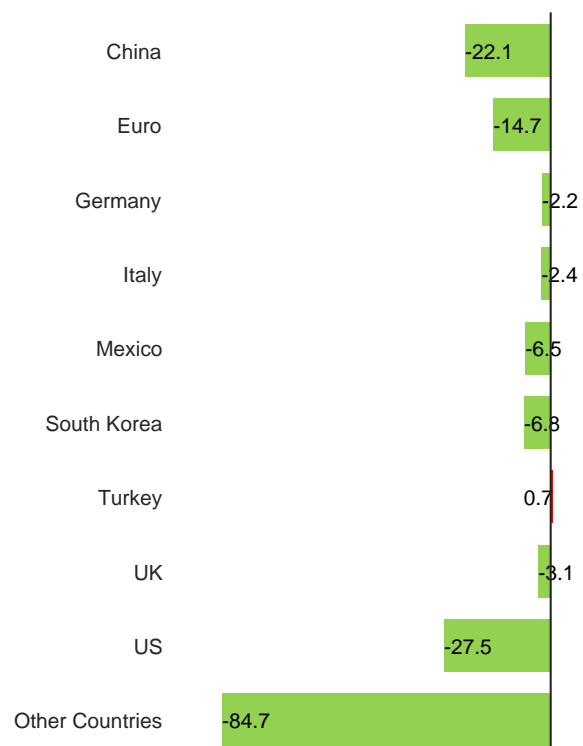
Indices of Factors



Interpretation

- Slight decrease of Supply: Positive pressure of the Supply index
- **Decrease of Demand:** Negative pressure of the Demand index
- Negative pressure of the index of Styrene
- **Considerably negative pressure of the index of variables representing the market upstream**
- Negative pressure of the index of variables representing the market downstream
- Negative pressure of the financial index
- Negative pressure of other commodities and other factors
- Focus on US, China, and Singapore

Impact per Country



Disclaimer: This document was made for commercial purposes. All the contents of this document should be of the reader's consideration, so that none of the suggested actions represent incentives to act. Watson & Noble does not take responsibility for actions based on this document.

Forecasting the Price of Styrene

APPENDIX – Technical Explanation of the Impact Analysis

In this appendix, we explain the impact analysis of the factors that most contribute for our forecasts.

This Impact Analysis is conducted individually for **each time horizon**, allowing for a distinction between the indices of variables that contribute for our forecasts at short and medium run.

For each time horizon, our analysis has **two components**: first, we present the impact of variables grouped by **indices of factors**; second we present the impact of variables grouped by **indices of countries**.

Indices of Factors

Indices of factors are indices of the weighted contributions of the variables grouped in those factors.

Supply Index: composed of macroeconomic variables of the producing and exporting countries. It includes variables such as production, exchange rates, inflation, monetary policy, and wages. For example, an increase in wages implies higher production costs which should (in linear, general, and ceteris paribus terms) generate an incentive to increase prices;

Demand index: composed of macroeconomic variables of the consuming and importing countries. It includes variables such as production, exchange rates, inflation, monetary policy, and wages. For example, a decrease in a consumer confidence index should (in linear, general, and ceteris paribus terms) increase savings and decrease demand, leading to lower prices;

Styrene Index: composed of variables related to Styrene. It includes variables such as the price of Styrene in different regions of the world and exports, imports, and producer prices of Styrene in some countries. For example, an increase in the price of Styrene in other region may imply an increase in the price of Styrene in Europe due to arbitrage movements;

Upstream index: composed of variables related to other commodities, such as Benzene. It includes variables such as the price and exports, imports, and producer prices of the inputs in some countries. For example, an increase in the price of Benzene should (in linear, general, and ceteris paribus terms) generate an increase in the price of Styrene;

Forecasting the Price of Styrene

APPENDIX – Technical Explanation of the Impact Analysis (II)

Downstream index: composed of variables related to Polystyrene and downstream industries, such as Packaging. It includes variables such as the exports, imports, and producer prices of the Plastic Industry in some countries. For example, an increase in the demand of Plastic should (in linear, general, and ceteris paribus terms) generate an increase in the price of Styrene;

Financial Variables Index: composed of financial market variables. It includes the share price of companies that produce Styrene. It also includes financial indices related to this sector. For example, a positive change in the share price of a producer of Styrene should (in linear, general, and ceteris paribus terms) imply an increase in expected profitability of the firm. This may signal an expectation of increase in the price of Styrene;

Other Variables Index: composed of variables related to other monomers, such as Ethylene and Propylene. It includes the price, exports, and imports of these commodities. For example, a positive change in the price of a substitute commodity, should (in linear, general, and ceteris paribus terms) imply an increase of demand of Styrene, and thus, of the price of Styrene.

Indices of Countries

Indices of Countries: are indices of the weighted contributions of the macroeconomic variables of each country. The countries we present are the most relevant countries in the production, consumption, and international commerce of Styrene.

Interpretation Warning

It is important to note that the contribution of individual variables and indices of variables is not linear. The interaction between variables and between variables of different factors may not be neglectable, which means that the importance of each variable and indices of variables is determined together with the importance of all other variables.

Furthermore, the analysis of changes in variables is not linear. This means that the same variable with the same change in different moments of time may have different impacts given its previous evolution. For example, the algorithm contrasts the change in a variable with its expected change. A positive change but inferior to the expected change may originate an effect of price correction.