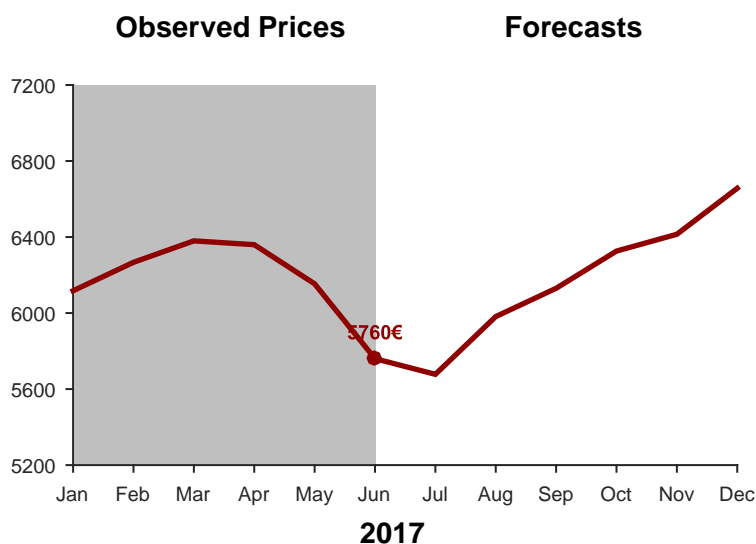


Forecasting the Price of Brass

Commodity	Brass 64/36 (London)
Forecast Period	July 2017 – December 2017
Currency	€
Unit	Metric Tonne
Observations	Monthly forecasts of the monthly average price



Forecasts



Month/Year	Forecast	Prob. of Raise
Jul. 2017	5678€	40 %
Aug. 2017	5982€	66 %
Sep. 2017	6130€	56 %
Oct. 2017	6326€	65 %
Nov. 2017	6415€	76 %
Dec. 2017	6657€	78 %

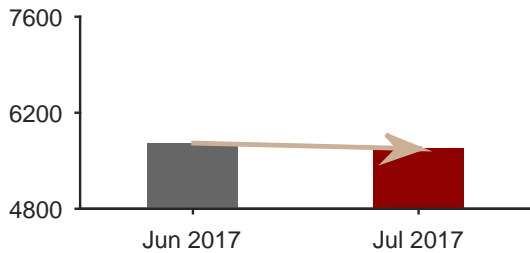
Suggested Action for Procurement

Purchase Limit Month	Suggested Action
July 2017	Buy in July
August 2017	Buy part of requirements
September 2017	Buy part of requirements
October 2017	Buy part of requirements
November 2017	Buy part of requirements
December 2017	Buy part of requirements

Disclaimer: This document was made for commercial purposes. All the contents of this document should be of the reader's consideration, so that none of the suggested actions represent incentives to act. Watson & Noble does not take responsibility for actions based on this document.

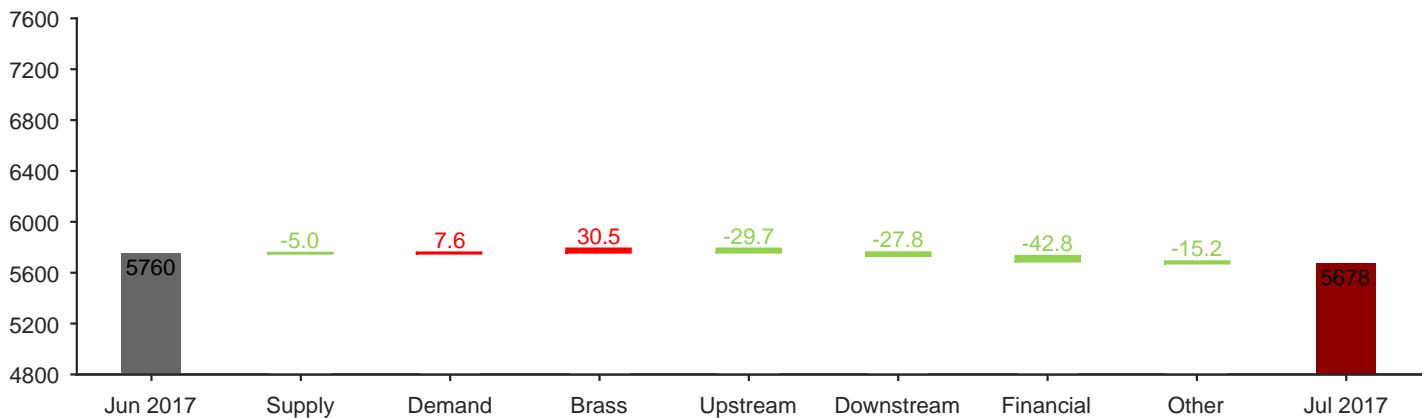
Forecasting the Price of Brass

Impact Analysis: One Month Forecast



Our algorithm forecasts a lower price of Brass in one month: it is expectable that the price decreases 1.42% from 5760€ to 5678€ until the beginning of July.

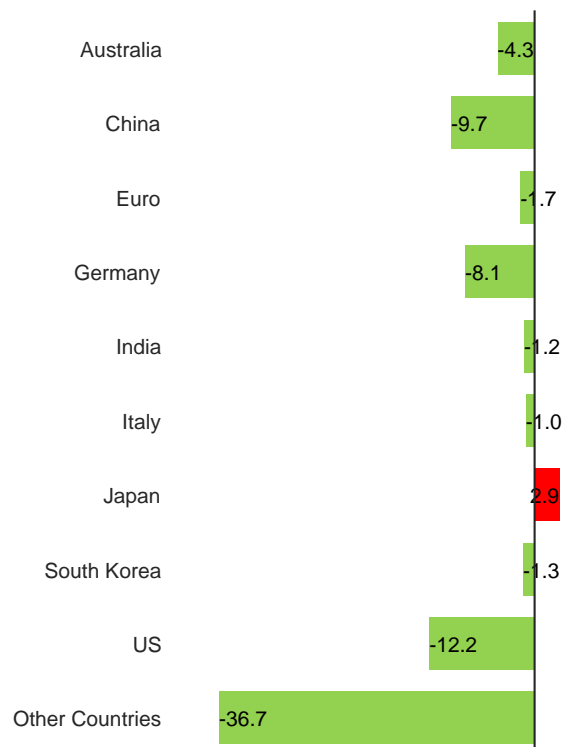
Indices of Factors



Interpretation

- Slight increase of Supply: Negative pressure of the Supply index
- **Increase of Demand:** Positive pressure of the Demand index
- Positive pressure of the index of Brass
- Negative pressure of the index of variables representing the market upstream
- Negative pressure of the index of variables representing the market downstream
- Negative pressure of the financial index
- Negative pressure of other commodities and other factors
- Focus on US, China, and Germany

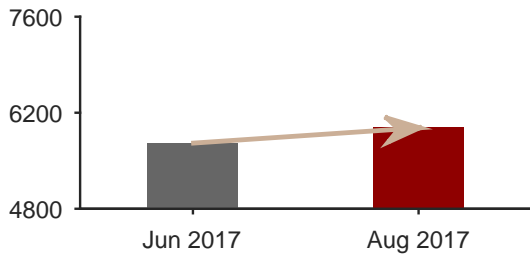
Impact per Country



Disclaimer: This document was made for commercial purposes. All the contents of this document should be of the reader's consideration, so that none of the suggested actions represent incentives to act. Watson & Noble does not take responsibility for actions based on this document.

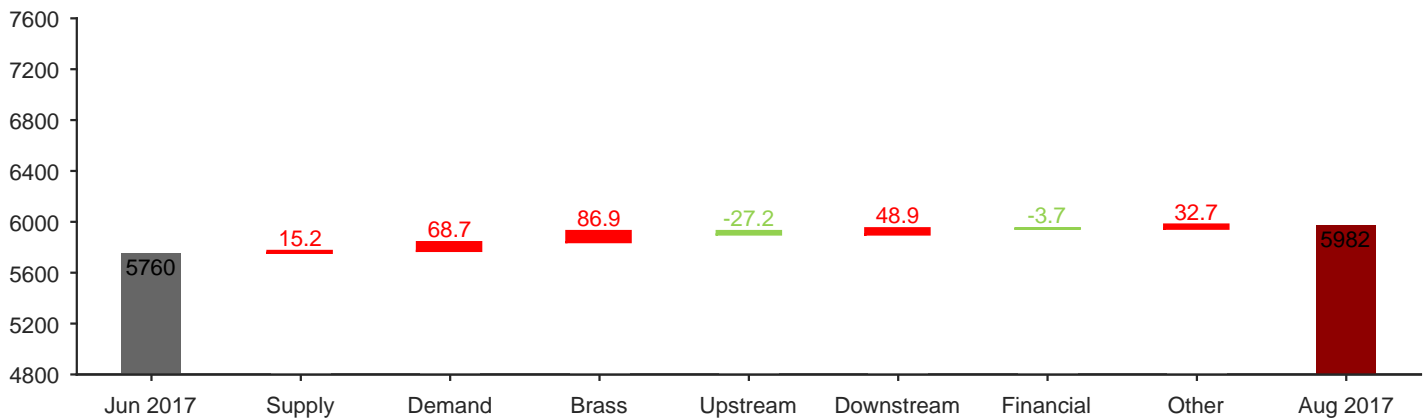
Forecasting the Price of Brass

Impact Analysis: Two Months Forecast



Our algorithm forecasts a higher price of Brass in two months: it is expectable that the price increases 3.84% from 5760€ to 5982€ until the beginning of August.

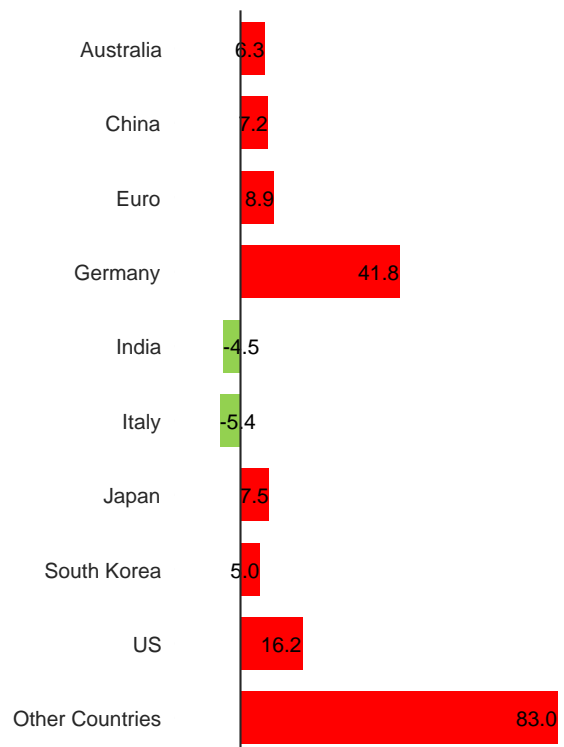
Indices of Factors



Interpretation

- **Decrease of Supply:** Positive pressure of the Supply index
- **Considerable increase of Demand:** Positive pressure of the Demand index
- **Considerably positive pressure of the index of Brass**
- Negative pressure of the index of variables representing the market upstream
- Positive pressure of the index of variables representing the market downstream
- Slightly negative pressure of the financial index
- Positive pressure of other commodities and other factors
- Focus on Germany, Canada, and France

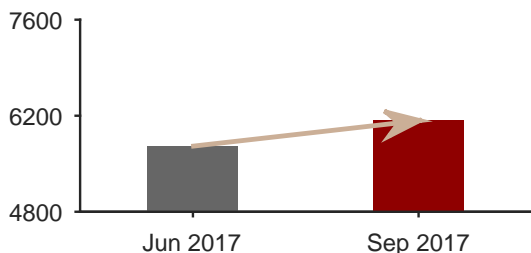
Impact per Country



Disclaimer: This document was made for commercial purposes. All the contents of this document should be of the reader's consideration, so that none of the suggested actions represent incentives to act. Watson & Noble does not take responsibility for actions based on this document.

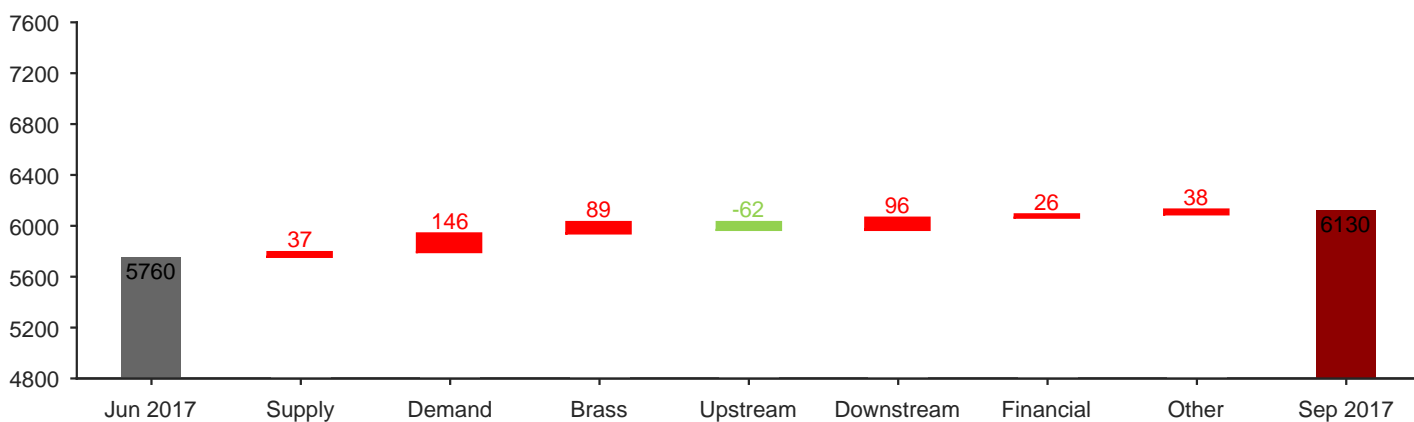
Forecasting the Price of Brass

Impact Analysis: Three Months Forecast



Our algorithm forecasts a higher price of Brass in three months: it is expectable that the price increases 6.42% from 5760€ to 6130€ until the beginning of September.

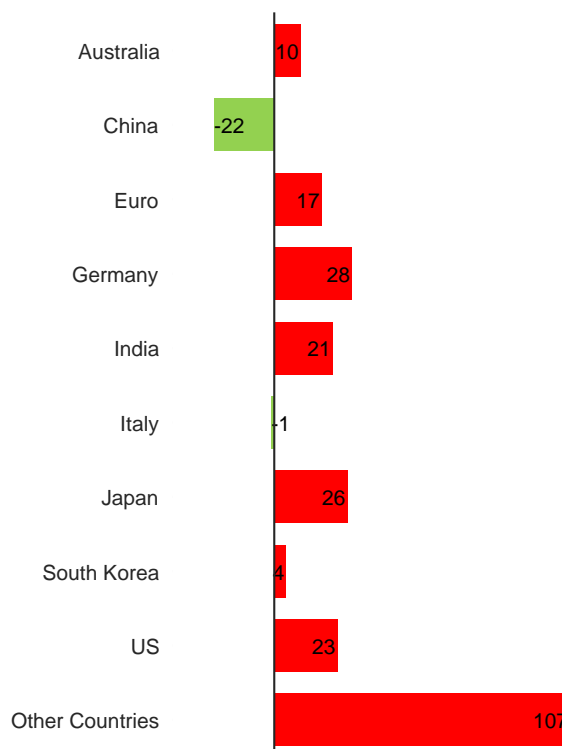
Indices of Factors



Interpretation

- **Decrease of Supply:** Positive pressure of the Supply index
- **Considerable increase of Demand:** Positive pressure of the Demand index
- **Considerably positive pressure of the index of Brass**
- Negative pressure of the index of variables representing the market upstream
- **Considerably positive pressure of the index of variables representing the market downstream**
- Positive pressure of the financial index
- Positive pressure of other commodities and other factors
- Focus on Canada, UK, and Spain

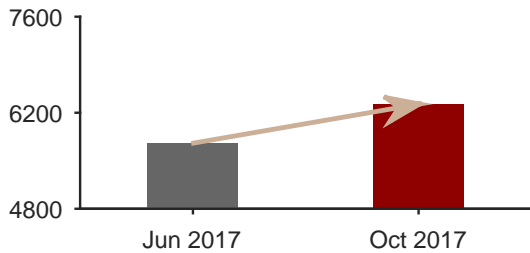
Impact per Country



Disclaimer: This document was made for commercial purposes. All the contents of this document should be of the reader's consideration, so that none of the suggested actions represent incentives to act. Watson & Noble does not take responsibility for actions based on this document.

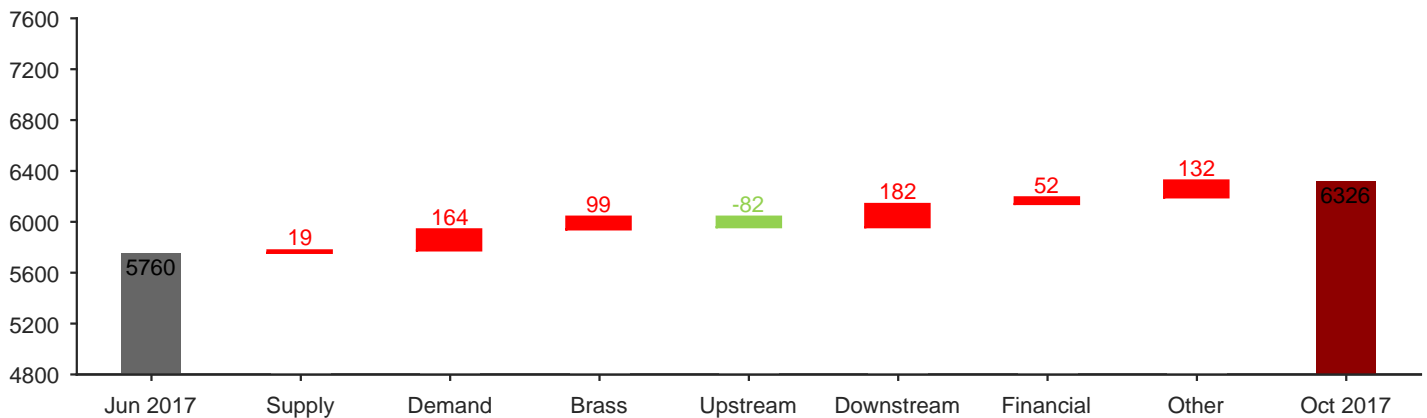
Forecasting the Price of Brass

Impact Analysis: Four Months Forecast



Our algorithm forecasts a higher price of Brass in four months: it is expectable that the price increases 9.82% from 5760€ to 6326€ until the beginning of October.

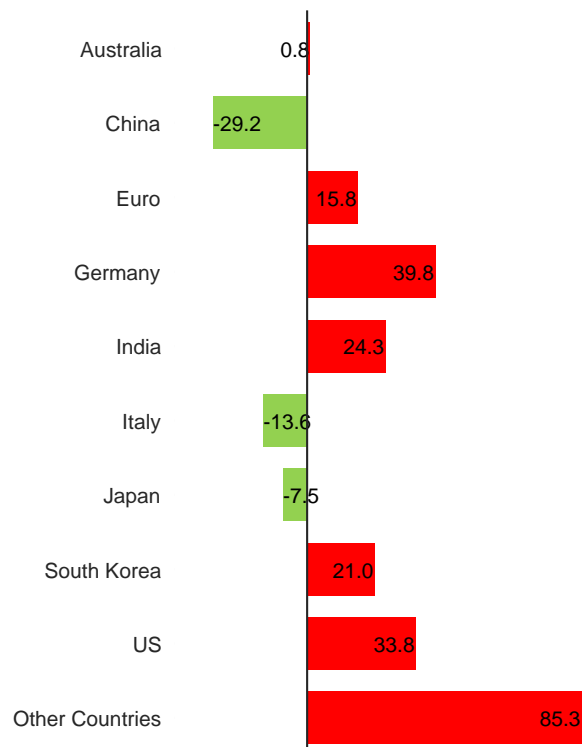
Indices of Factors



Interpretation

- Slight decrease of Supply: Positive pressure of the Supply index
- **Considerable increase of Demand:** Positive pressure of the Demand index
- **Considerably positive pressure of the index of Brass**
- **Considerably negative pressure of the index of variables representing the market upstream**
- **Considerably positive pressure of the index of variables representing the market downstream**
- Positive pressure of the financial index
- **Considerably positive pressure of other commodities and other factors**
- Focus on UK, Canada, and France

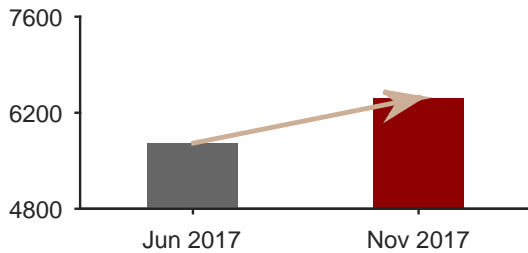
Impact per Country



Disclaimer: This document was made for commercial purposes. All the contents of this document should be of the reader's consideration, so that none of the suggested actions represent incentives to act. Watson & Noble does not take responsibility for actions based on this document.

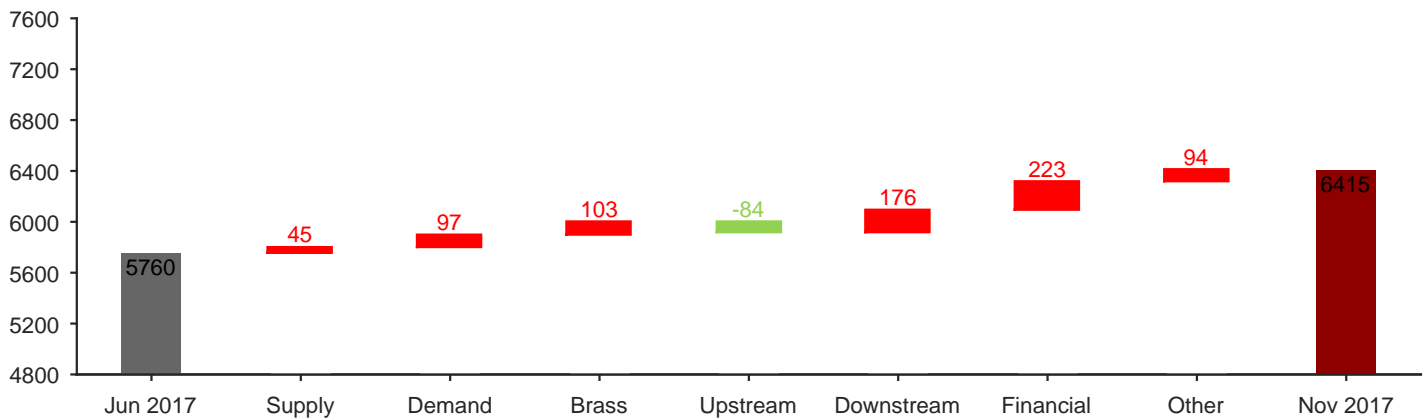
Forecasting the Price of Brass

Impact Analysis: Five Months Forecast



Our algorithm forecasts a higher price of Brass in five months: it is expectable that the price increases 11.36% from 5760€ to 6415€ until the beginning of November.

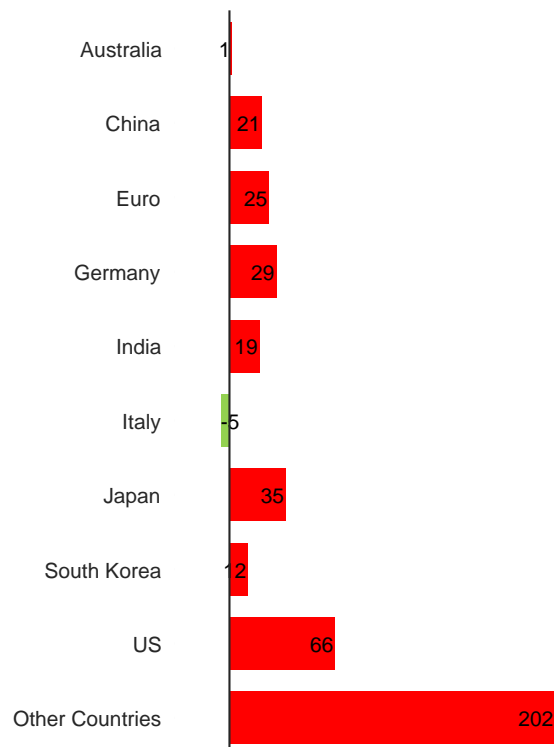
Indices of Factors



Interpretation

- **Decrease of Supply:** Positive pressure of the Supply index
- **Considerable increase of Demand:** Positive pressure of the Demand index
- **Considerably positive pressure of the index of Brass**
- **Considerably negative pressure of the index of variables representing the market upstream**
- **Considerably positive pressure of the index of variables representing the market downstream**
- **Considerably positive pressure of the financial index**
- **Considerably positive pressure of other commodities and other factors**
- Focus on UK, US, and Canada

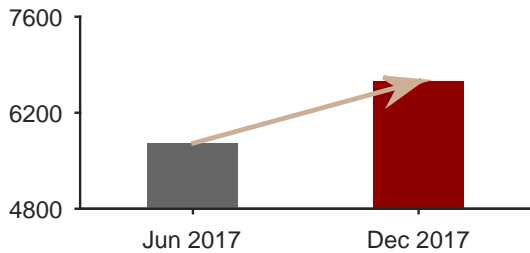
Impact per Country



Disclaimer: This document was made for commercial purposes. All the contents of this document should be of the reader's consideration, so that none of the suggested actions represent incentives to act. Watson & Noble does not take responsibility for actions based on this document.

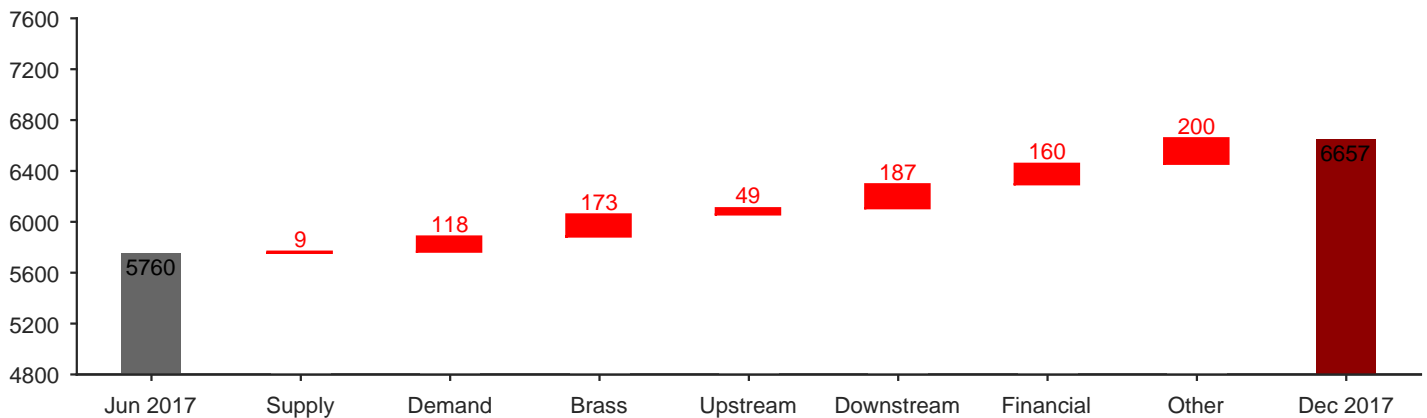
Forecasting the Price of Brass

Impact Analysis: Six Months Forecast



Our algorithm forecasts a higher price of Brass in six months: it is expectable that the price increases 15.56% from 5760€ to 6657€ until the beginning of December.

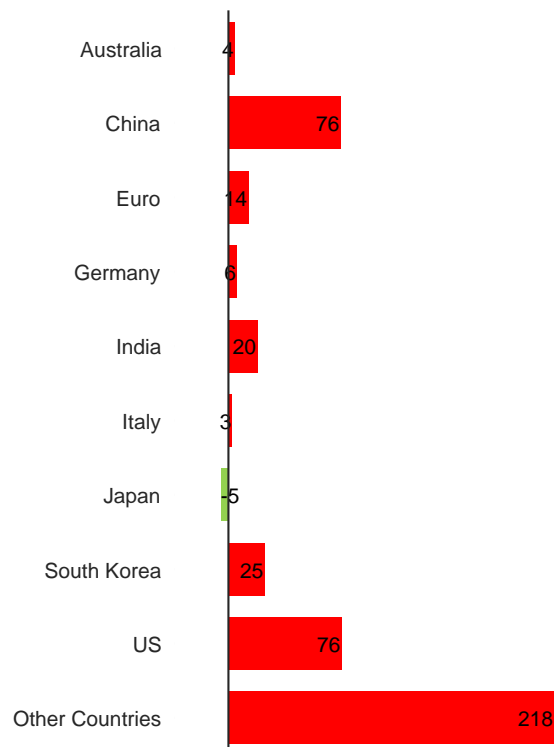
Indices of Factors



Interpretation

- Slight decrease of Supply: Positive pressure of the Supply index
- **Considerable increase of Demand:** Positive pressure of the Demand index
- **Considerably positive pressure of the index of Brass**
- Positive pressure of the index of variables representing the market upstream
- **Considerably positive pressure of the index of variables representing the market downstream**
- **Considerably positive pressure of the financial index**
- **Considerably positive pressure of other commodities and other factors**
- Focus on UK, France, and US

Impact per Country



Disclaimer: This document was made for commercial purposes. All the contents of this document should be of the reader's consideration, so that none of the suggested actions represent incentives to act. Watson & Noble does not take responsibility for actions based on this document.

Forecasting the Price of Brass

APPENDIX – Technical Explanation of the Impact Analysis

In this appendix, we explain the impact analysis of the factors that most contribute for our forecasts.

This Impact Analysis is conducted individually for **each time horizon**, allowing for a distinction between the indices of variables that contribute for our forecasts at short and medium run.

For each time horizon, our analysis has **two components**: first, we present the impact of variables grouped by **indices of factors**; second we present the impact of variables grouped by **indices of countries**.

Indices of Factors

Indices of factors are indices of the weighted contributions of the variables grouped in those factors.

Supply Index: composed of macroeconomic variables of the producing and exporting countries. It includes variables such as production, exchange rates, inflation, monetary policy, and wages. For example, an increase in wages implies higher production costs which should (in linear, general, and ceteris paribus terms) generate an incentive to increase prices;

Demand index: composed of macroeconomic variables of the consuming and importing countries. It includes variables such as production, exchange rates, inflation, monetary policy, and wages. For example, a decrease in a consumer confidence index should (in linear, general, and ceteris paribus terms) increase savings and decrease demand, leading to lower prices;

Brass Index: composed of variables related to Brass. It includes variables such as the price of Brass in different regions of the world and exports, imports, and producer prices of Brass in some countries. For example, an increase in the price of Brass in other region may imply an increase in the price of Brass in Europe due to arbitrage movements;

Upstream index: composed of variables related to Copper and Zinc. It includes variables such as the price and exports, imports, and producer prices of the inputs in some countries. For example, an increase in the price of Copper should (in linear, general, and ceteris paribus terms) generate an increase in the price of Brass;

Forecasting the Price of Brass

APPENDIX – Technical Explanation of the Impact Analysis (II)

Downstream index: composed of variables related to downstream industries, such as Construction and Electronics. It includes variables exports, imports, and producer prices of these industries in some countries. For example, an increase in the demand of these industries should (in linear, general, and ceteris paribus terms) generate an increase in the price of Brass;

Financial Variables Index: composed of financial market variables. It includes the share price of companies that produce Brass. It also includes financial indices related to this sector. For example, a positive change in the share price of a producer of Brass should (in linear, general, and ceteris paribus terms) imply an increase in expected profitability of the firm. This may signal an expectation of increase in the price of Brass;

Other Variables Index: composed of variables related to other metals (Aluminium and Bronze) and Oil. It includes the price, exports, and imports of these commodities. For example, a positive change in the price of a substitute commodity, should (in linear, general, and ceteris paribus terms) imply an increase of demand of Brass, and thus, of the price of Brass.

Indices of Countries

Indices of Countries: are indices of the weighted contributions of the macroeconomic variables of each country. The countries we present are the most relevant countries in the production, consumption, and international commerce of Brass.

Interpretation Warning

It is important to note that the contribution of individual variables and indices of variables is not linear. The interaction between variables and between variables of different factors may not be neglectable, which means that the importance of each variable and indices of variables is determined together with the importance of all other variables.

Furthermore, the analysis of changes in variables is not linear. This means that the same variable with the same change in different moments of time may have different impacts given its previous evolution. For example, the algorithm contrasts the change in a variable with its expected change. A positive change but inferior to the expected change may originate an effect of price correction.