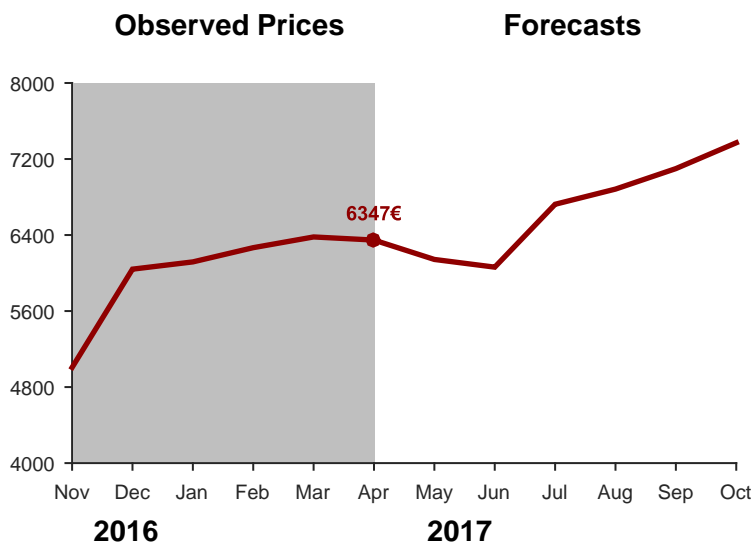


# Forecasting the Price of Brass

<b>Commodity</b>	Brass 64/36 (London)
<b>Forecast Period</b>	May 2017 – October 2017
<b>Currency</b>	€
<b>Unit</b>	Metric Tonne
<b>Observations</b>	Monthly forecasts of the monthly average price



## Forecasts



Month/Year	Forecast	Prob. of Raise
May 2017	6143€	39 %
Jun. 2017	6062€	42 %
Jul. 2017	6724€	52 %
Aug. 2017	6883€	56 %
Sep. 2017	7099€	57 %
Oct. 2017	7371€	63 %

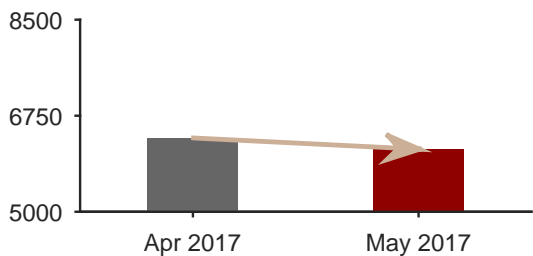
## Suggested Action for Procurement

Purchase Limit Month	Suggested Action
May 2017	Buy in May
June 2017	Wait
July 2017	Wait
August 2017	Buy part of requirements
September 2017	Buy part of requirements
October 2017	Buy part of requirements

Disclaimer: This document was made for commercial purposes. All the contents of this document should be of the reader's consideration, so that none of the suggested actions represent incentives to act. Watson & Noble does not take responsibility for actions based on this document.

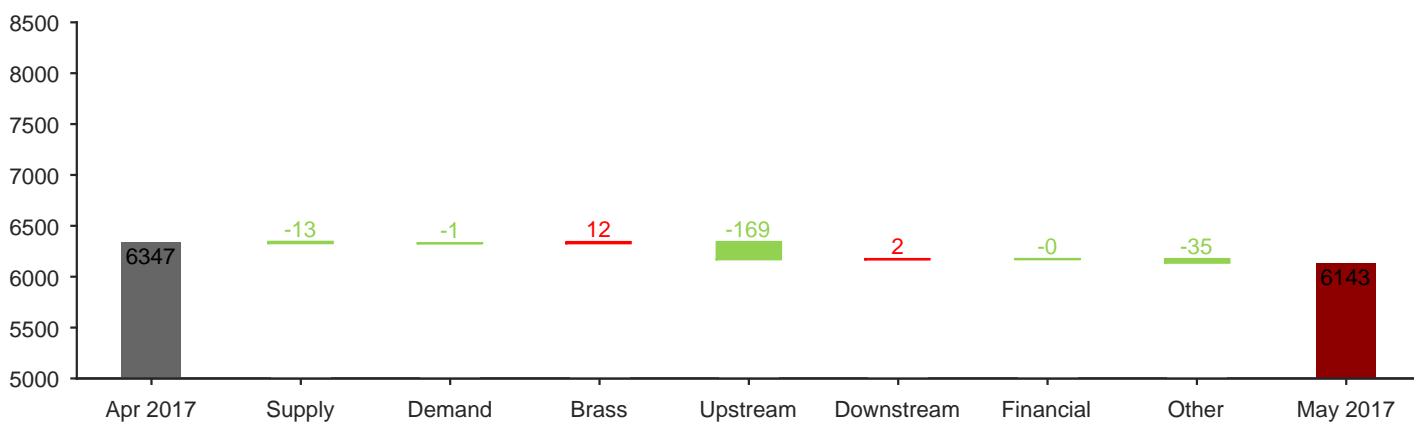
# Forecasting the Price of Brass

## Impact Analysis: One Month Forecast



Our algorithm forecasts a lower price of Brass in one month: it is expectable that the price decreases 3.21% from 6347€ to 6143€ until the beginning of May.

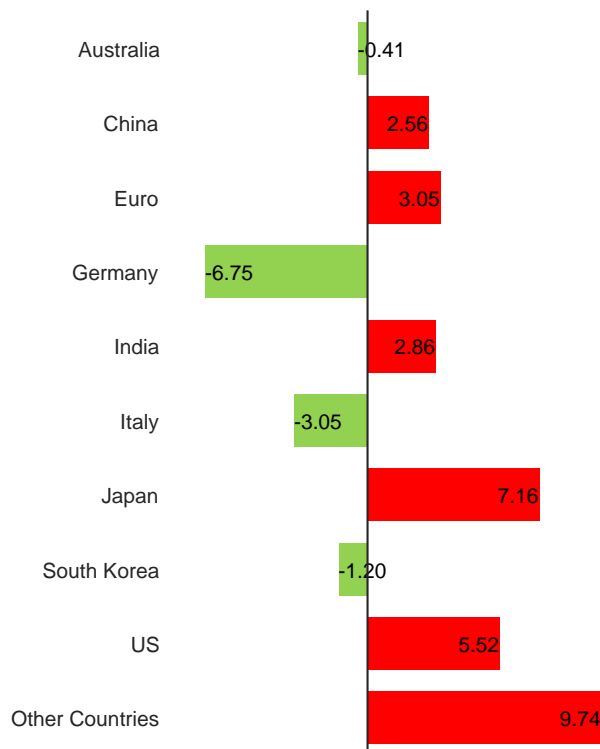
## Indices of Factors



### Interpretation

- **Increase of Supply:** Negative pressure of the Supply index
- Slight decrease of Demand: Negative pressure of the Demand index
- Positive pressure of the index of Brass
- **Considerably negative pressure of the index of variables representing the market upstream**
- Slightly positive pressure of the index of variables representing the market downstream
- Slightly negative pressure of the financial index
- Negative pressure of other commodities and other factors
- Focus on France, Japan, and Germany

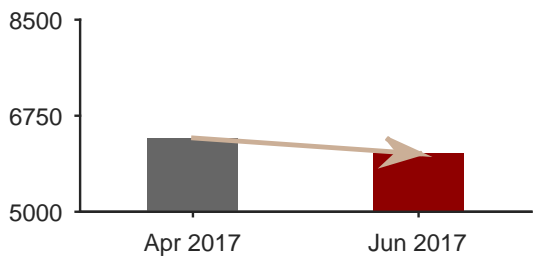
### Impact per Country



Disclaimer: This document was made for commercial purposes. All the contents of this document should be of the reader's consideration, so that none of the suggested actions represent incentives to act. Watson & Noble does not take responsibility for actions based on this document.

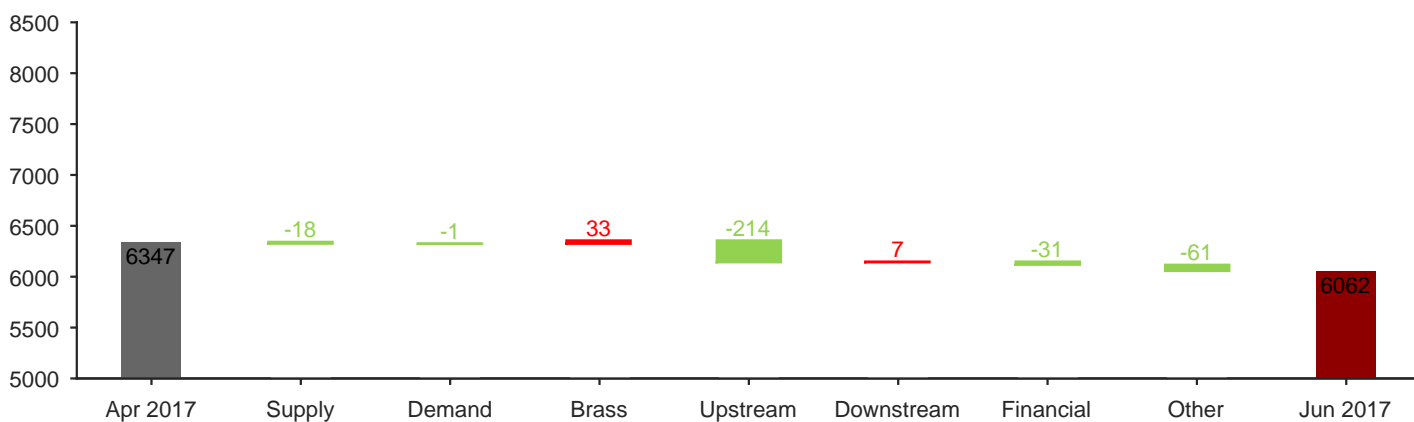
# Forecasting the Price of Brass

## Impact Analysis: Two Months Forecast



Our algorithm forecasts a lower price of Brass in two months: it is expectable that the price decreases 4.48% from 6347€ to 6062€ until the beginning of June.

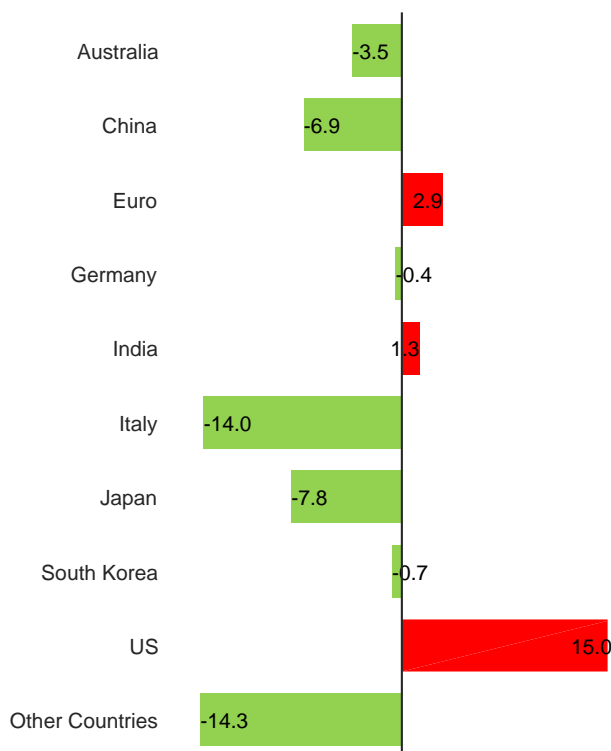
## Indices of Factors



### Interpretation

### Impact per Country

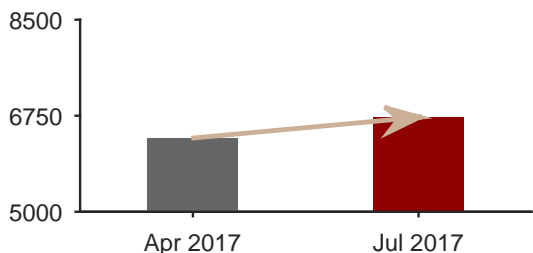
- **Increase of Supply:** Negative pressure of the Supply index
- Slight decrease of Demand: Negative pressure of the Demand index
- Positive pressure of the index of Brass
- **Considerably negative pressure of the index of variables representing the market upstream**
- Slightly positive pressure of the index of variables representing the market downstream
- Negative pressure of the financial index
- Negative pressure of other commodities and other factors
- Focus on France, US, and Canada



Disclaimer: This document was made for commercial purposes. All the contents of this document should be of the reader's consideration, so that none of the suggested actions represent incentives to act. Watson & Noble does not take responsibility for actions based on this document.

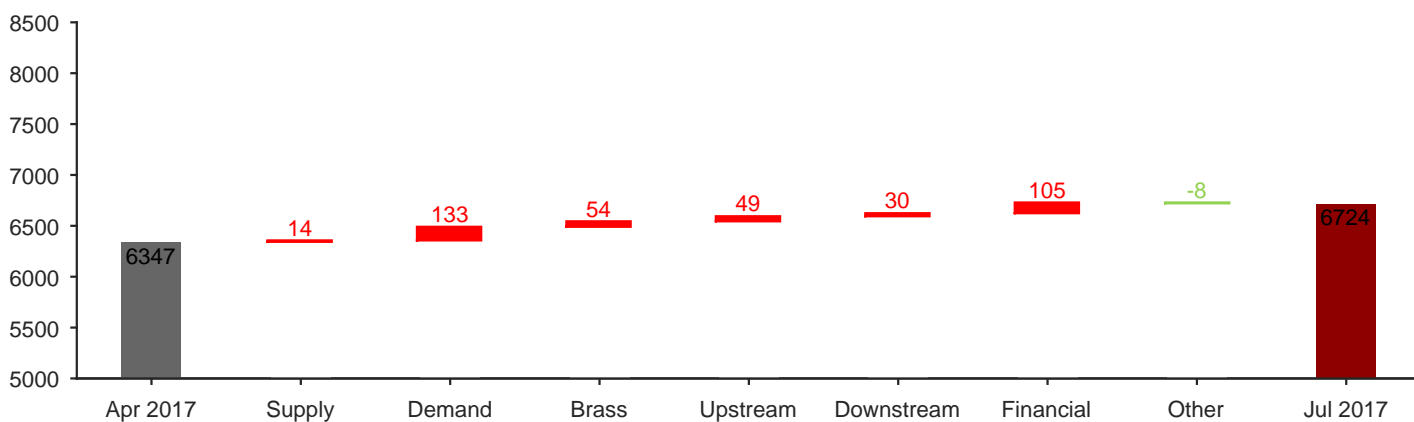
# Forecasting the Price of Brass

## Impact Analysis: Three Months Forecast



Our algorithm forecasts a higher price of Brass in three months: it is expectable that the price increases 5.93% from 6347€ to 6724€ until the beginning of July.

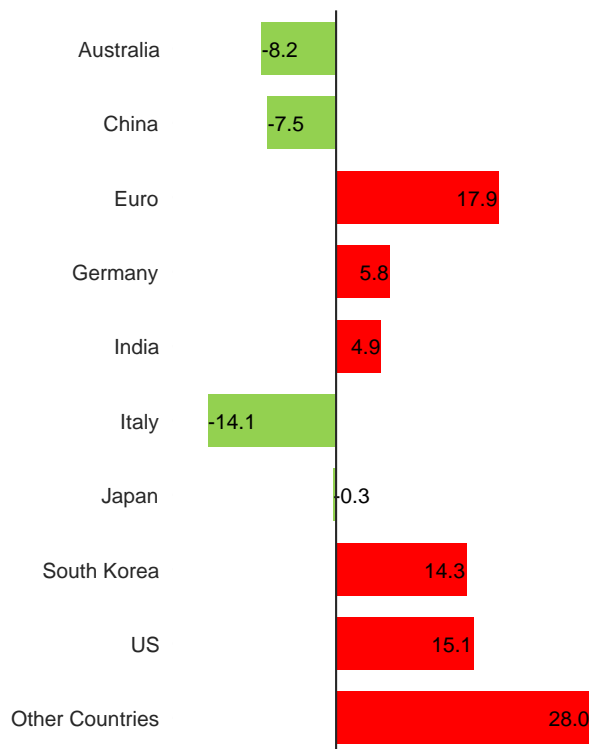
## Indices of Factors



### Interpretation

- Slight decrease of Supply: Positive pressure of the Supply index
- **Considerable increase of Demand:** Positive pressure of the Demand index
- Positive pressure of the index of Brass
- Positive pressure of the index of variables representing the market upstream
- Positive pressure of the index of variables representing the market downstream
- Positive pressure of the financial index
- Slightly negative pressure of other commodities and other factors
- Focus on UK, France, and Spain

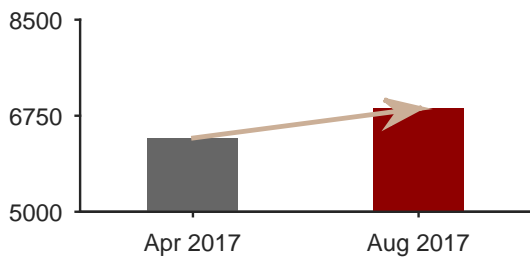
### Impact per Country



Disclaimer: This document was made for commercial purposes. All the contents of this document should be of the reader's consideration, so that none of the suggested actions represent incentives to act. Watson & Noble does not take responsibility for actions based on this document.

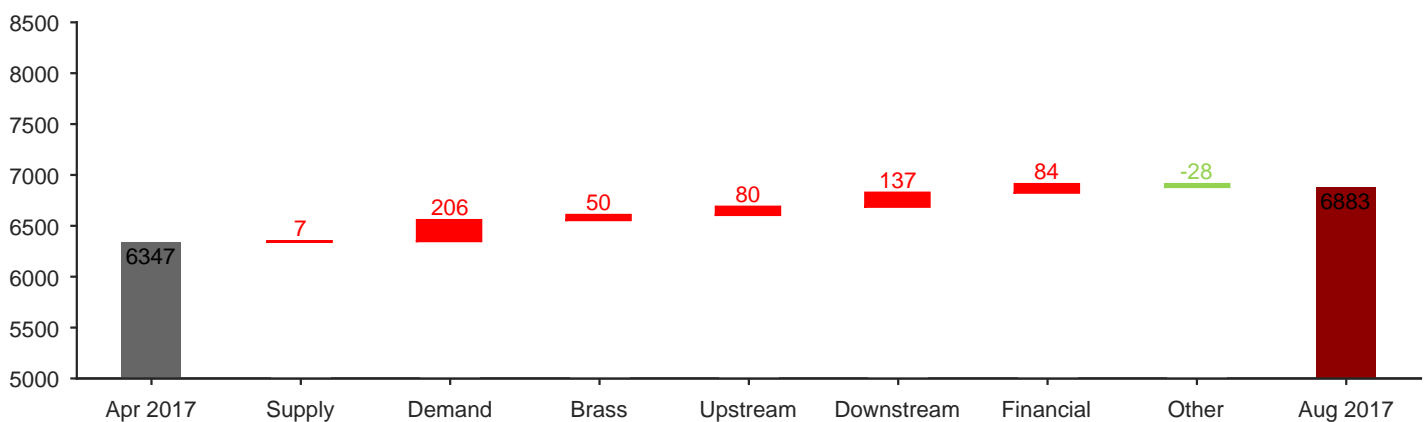
# Forecasting the Price of Brass

## Impact Analysis: Four Months Forecast



Our algorithm forecasts a higher price of Brass in four months: it is expectable that the price increases 8.45% from 6347€ to 6883€ until the beginning of August.

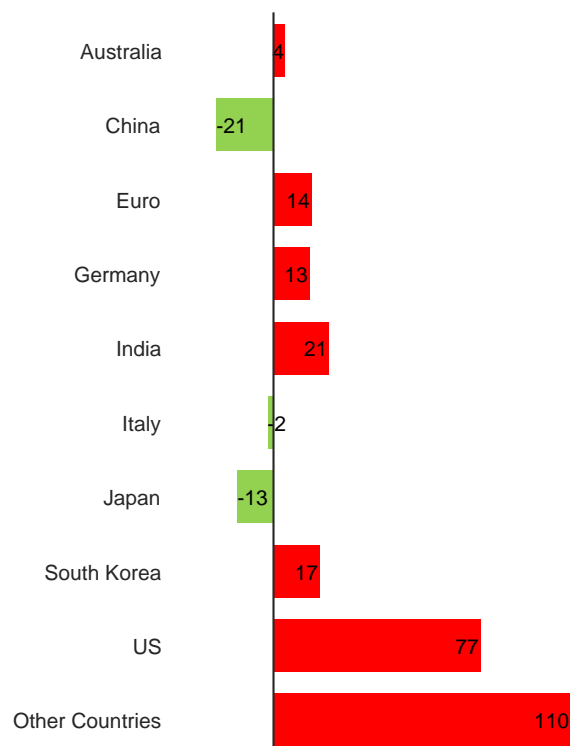
## Indices of Factors



### Interpretation

- Slight decrease of Supply: Positive pressure of the Supply index
- **Considerable increase of Demand:** Positive pressure of the Demand index
- Positive pressure of the index of Brass
- Positive pressure of the index of variables representing the market upstream
- Positive pressure of the index of variables representing the market downstream
- Positive pressure of the financial index
- Negative pressure of other commodities and other factors
- Focus on UK, US, and France

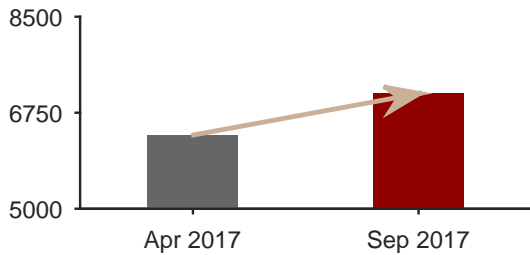
### Impact per Country



Disclaimer: This document was made for commercial purposes. All the contents of this document should be of the reader's consideration, so that none of the suggested actions represent incentives to act. Watson & Noble does not take responsibility for actions based on this document.

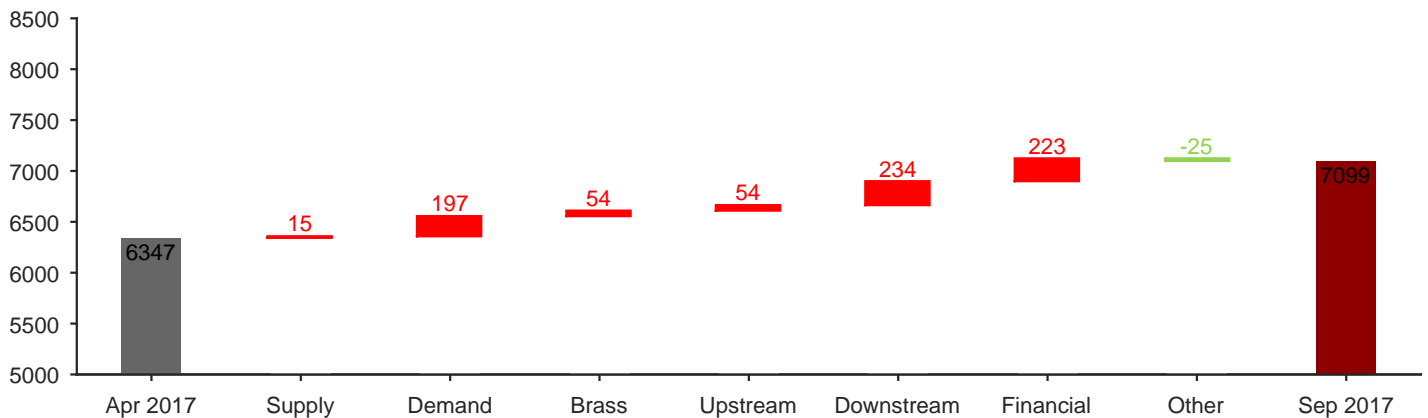
# Forecasting the Price of Brass

## Impact Analysis: Five Months Forecast



Our algorithm forecasts a higher price of Brass in five months: it is expectable that the price increases 11.84% from 6347€ to 7099€ until the beginning of September.

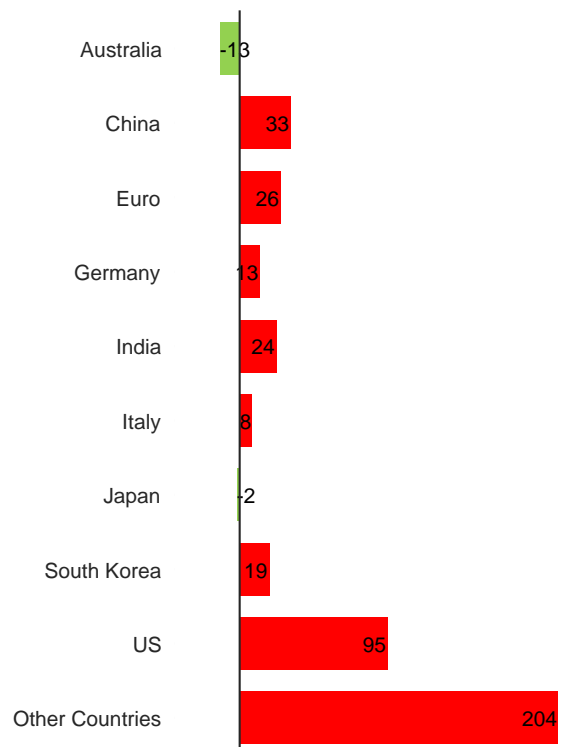
## Indices of Factors



### Interpretation

- Slight decrease of Supply: Positive pressure of the Supply index
- **Considerable increase of Demand:** Positive pressure of the Demand index
- Positive pressure of the index of Brass
- Positive pressure of the index of variables representing the market upstream
- **Considerably positive pressure of the index of variables representing the market downstream**
- **Considerably positive pressure of the financial index**
- Slightly negative pressure of other commodities and other factors
- Focus on UK, US, and France

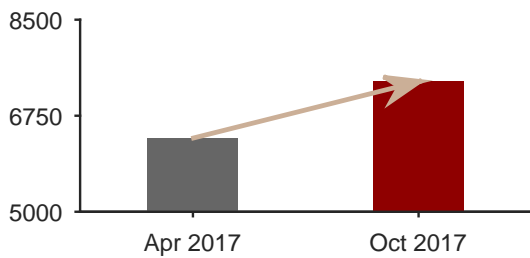
### Impact per Country



Disclaimer: This document was made for commercial purposes. All the contents of this document should be of the reader's consideration, so that none of the suggested actions represent incentives to act. Watson & Noble does not take responsibility for actions based on this document.

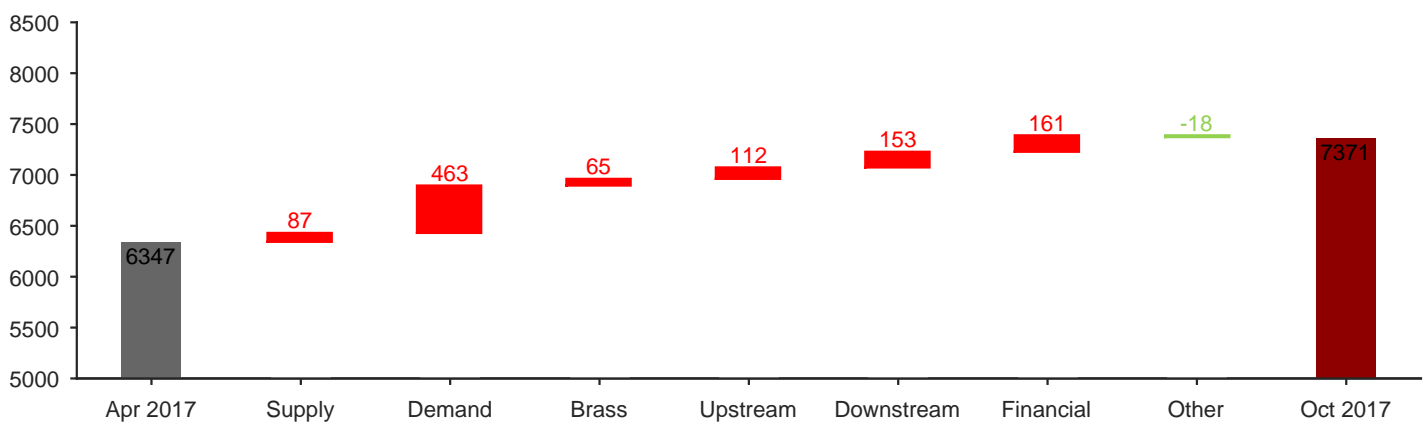
# Forecasting the Price of Brass

## Impact Analysis: Six Months Forecast



Our algorithm forecasts a higher price of Brass in six months: it is expectable that the price increases 16.12% from 6347€ to 7371€ until the beginning of October.

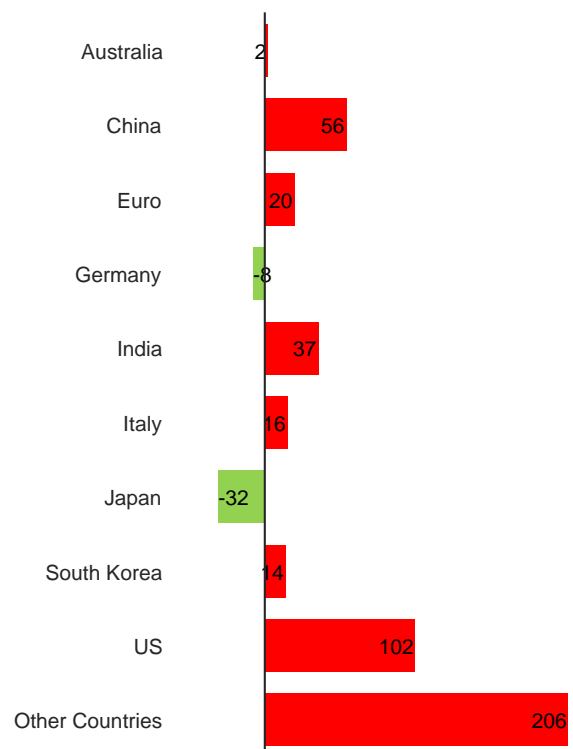
## Indices of Factors



### Interpretation

- **Decrease of Supply:** Positive pressure of the Supply index
- **Considerable increase of Demand:** Positive pressure of the Demand index
- Positive pressure of the index of Brass
- Positive pressure of the index of variables representing the market upstream
- Positive pressure of the index of variables representing the market downstream
- Positive pressure of the financial index
- Slightly negative pressure of other commodities and other factors
- Focus on UK, US, and France

### Impact per Country



Disclaimer: This document was made for commercial purposes. All the contents of this document should be of the reader's consideration, so that none of the suggested actions represent incentives to act. Watson & Noble does not take responsibility for actions based on this document.

# Forecasting the Price of Brass

## APPENDIX – Technical Explanation of the Impact Analysis

In this appendix, we explain the impact analysis of the factors that most contribute for our forecasts.

This Impact Analysis is conducted individually for **each time horizon**, allowing for a distinction between the indices of variables that contribute for our forecasts at short and medium run.

For each time horizon, our analysis has **two components**: first, we present the impact of variables grouped by **indices of factors**; second we present the impact of variables grouped by **indices of countries**.

### Indices of Factors

**Indices of factors** are indices of the weighted contributions of the variables grouped in those factors.

**Supply Index**: composed of macroeconomic variables of the producing and exporting countries. It includes variables such as production, exchange rates, inflation, monetary policy, and wages. For example, an increase in wages implies higher production costs which should (in linear, general, and ceteris paribus terms) generate an incentive to increase prices;

**Demand index**: composed of macroeconomic variables of the consuming and importing countries. It includes variables such as production, exchange rates, inflation, monetary policy, and wages. For example, a decrease in a consumer confidence index should (in linear, general, and ceteris paribus terms) increase savings and decrease demand, leading to lower prices;

**Brass Index**: composed of variables related to Brass. It includes variables such as the price of Brass in different regions of the world and exports, imports, and producer prices of Brass in some countries. For example, an increase in the price of Brass in other region may imply an increase in the price of Brass in Europe due to arbitrage movements;

**Upstream index**: composed of variables related to Copper and Zinc. It includes variables such as the price and exports, imports, and producer prices of the inputs in some countries. For example, an increase in the price of Copper should (in linear, general, and ceteris paribus terms) generate an increase in the price of Brass;



# Forecasting the Price of Brass

## APPENDIX – Technical Explanation of the Impact Analysis (II)

**Downstream index:** composed of variables related to downstream industries, such as Construction and Electronics. It includes variables exports, imports, and producer prices of these industries in some countries. For example, an increase in the demand of these industries should (in linear, general, and ceteris paribus terms) generate an increase in the price of Brass;

**Financial Variables Index:** composed of financial market variables. It includes the share price of companies that produce Brass. It also includes financial indices related to this sector. For example, a positive change in the share price of a producer of Brass should (in linear, general, and ceteris paribus terms) imply an increase in expected profitability of the firm. This may signal an expectation of increase in the price of Brass;

**Other Variables Index:** composed of variables related to other metals (Aluminium and Bronze) and Oil. It includes the price, exports, and imports of these commodities. For example, a positive change in the price of a substitute commodity, should (in linear, general, and ceteris paribus terms) imply an increase of demand of Brass, and thus, of the price of Brass.

## Indices of Countries

**Indices of Countries:** are indices of the weighted contributions of the macroeconomic variables of each country. The countries we present are the most relevant countries in the production, consumption, and international commerce of Brass.

## Interpretation Warning

It is important to note that the contribution of individual variables and indices of variables is not linear. The interaction between variables and between variables of different factors may not be neglectable, which means that the importance of each variable and indices of variables is determined together with the importance of all other variables.

Furthermore, the analysis of changes in variables is not linear. This means that the same variable with the same change in different moments of time may have different impacts given its previous evolution. For example, the algorithm contrasts the change in a variable with its expected change. A positive change but inferior to the expected change may originate an effect of price correction.